



PhD Workshop
China ■■■■■

Your Offer Makes More Senses Here...

PhD Workshop China 2017

Nov. 18-19 (Saturday-Sunday)

Swissôtel Beijing

and

Nov. 21 (Tuesday)

Okura Garden Hotel Shanghai

www.phdchina.org

Post-Event Statistics Report

December 12, 2017

Part A, Statistics for Beijing Event / Page 2

Part B, Statistics for Shanghai Event / Page 11

Part C, Showed-up Students' Questionnaires / Page 19

Part A, Statistics for Beijing event:

I. Delegates' Evaluation in Beijing

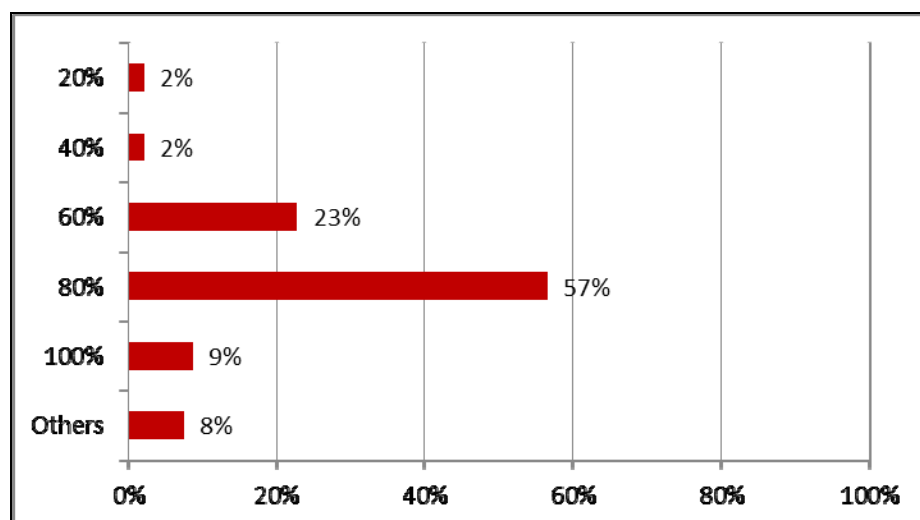
To improve the workshop in the future, we continue to running the Delegates Evaluation survey among the 179 delegates from 89 registered institutions and universities from 11 countries on the second day of PhD Workshop China 2017 in Beijing.

Some 101 copies of filled-out Evaluation survey were recorded. The findings are found as follows:

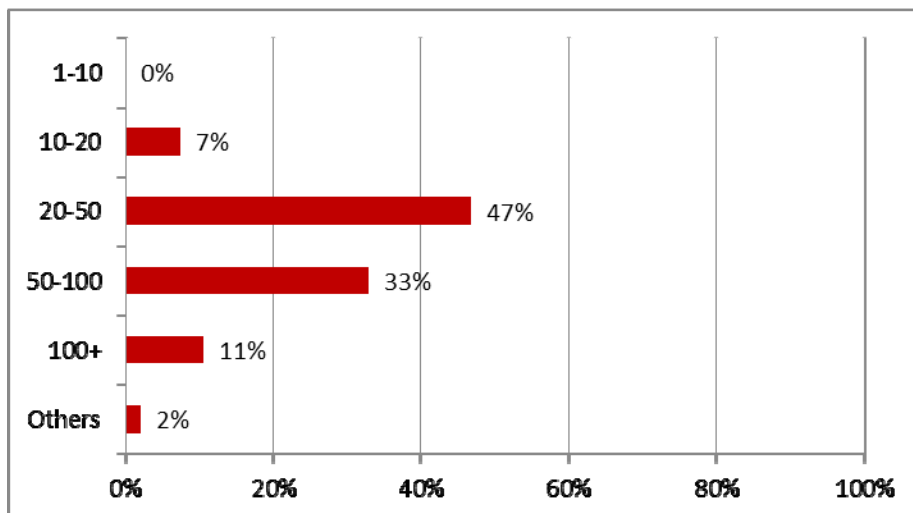
1, Evaluation for the 6 General Questions:



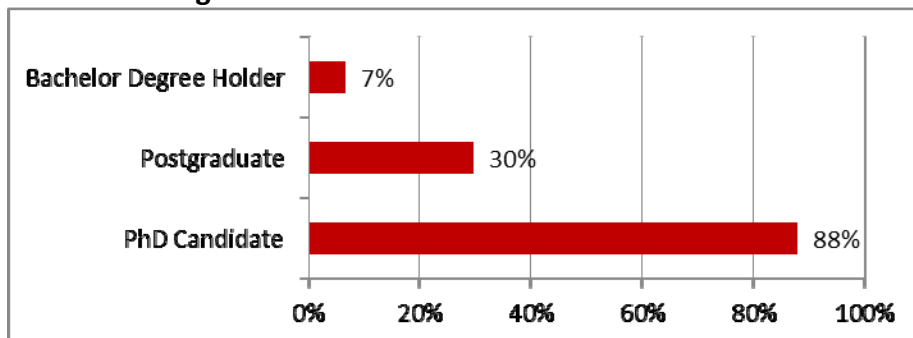
2, How will you rate the show-up percentage of candidates under your scheduled agenda?



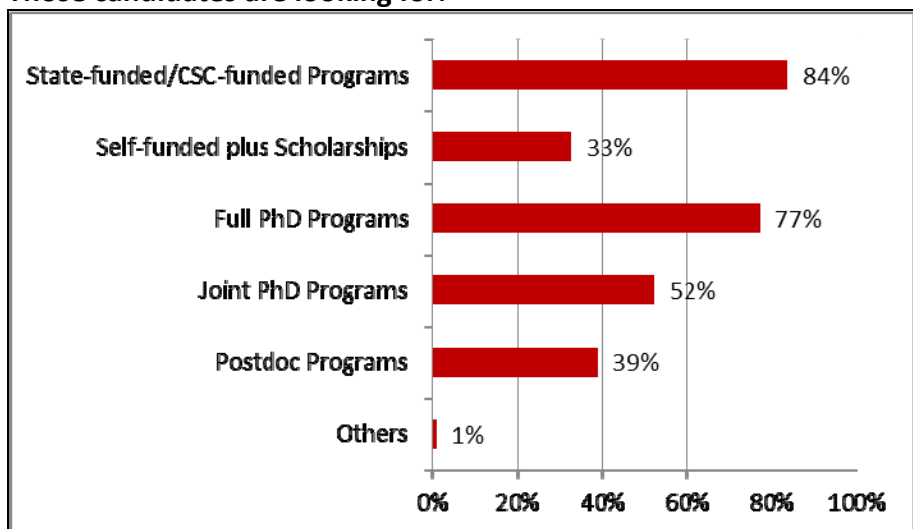
3, How many PhD candidates in total have you interviewed/talked with at the workshop?



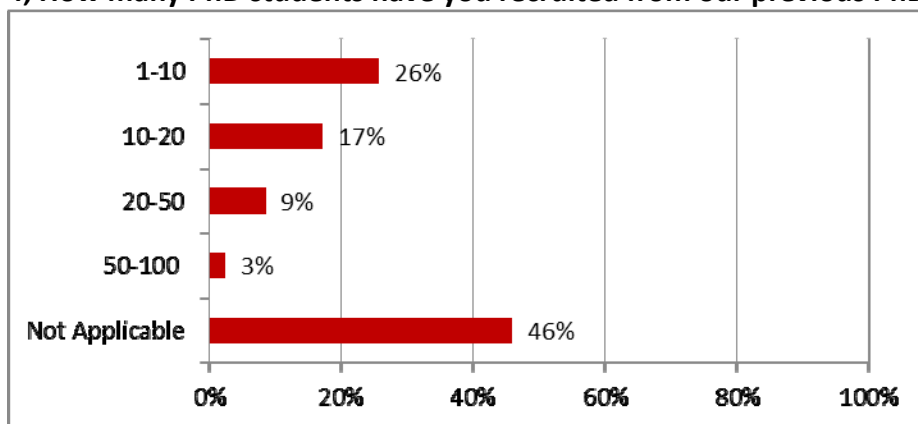
You are looking for the candidates of:



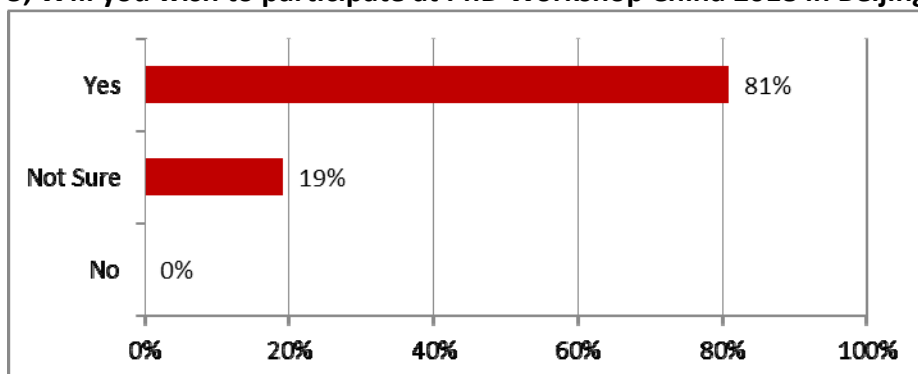
Those candidates are looking for:



4, How many PhD students have you recruited from our previous PhD workshops?



5, Will you wish to participate at PhD Workshop China 2018 in Beijing on Nov. 17-18?



II. Showed-up Students' Breakdown Data in Beijing

The total pre-registered students for the workshop both in Beijing and Shanghai are 3147, which we have saved in the USB key and gave it to you on site for further follow-up.

In Beijing, there were totally 2,559 pre-registered students for the workshop, from which 1,442 students finally attended the workshop in Beijing on the two-day weekend. The numbers are as follows:

Status and Statistics	Day 1	Day 2
Showed-up Students	1,097	345*
In Total	1,442	

*This does not include those re-entry students on the second day.

Our major findings are shown as follows. The source data is based upon the showed-up students at the workshop in Beijing:

2017博士生国际招生面试交流会

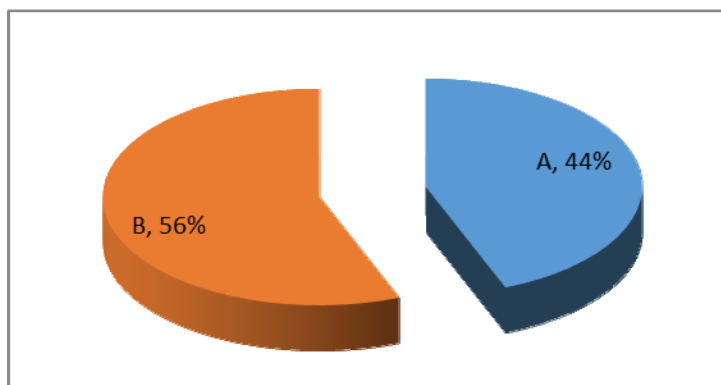
PhD Workshop China 2017

November 18-19, 2017, Swissotel Beijing

November 21, 2017, Okura Garden Hotel Shanghai

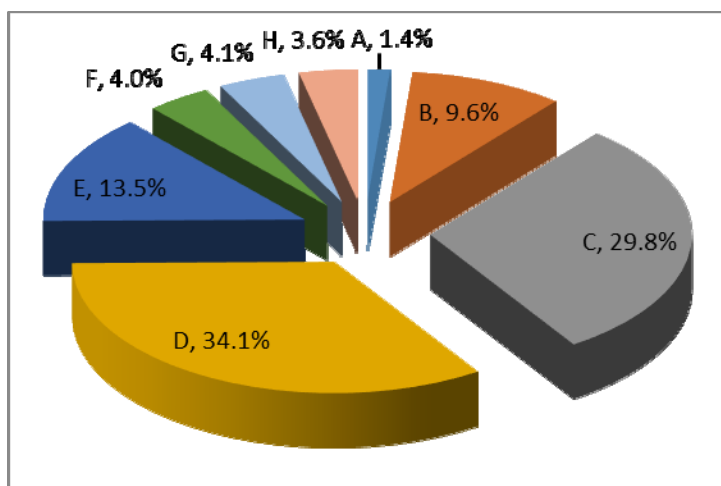
1, Students' genders:

A	Male	637	44%
B	Female	805	56%



2, Students' current qualifications:

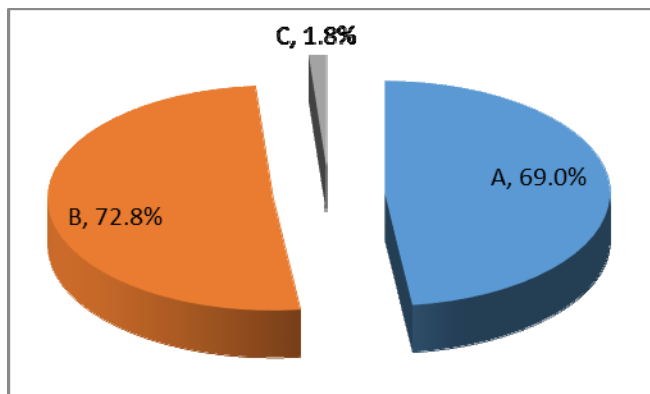
A	PhD Degree Holder	20	1.4%
B	PhD Candidate	138	9.6%
C	Master Degree Holder	430	29.8%
D	Year 3 of Postgraduate	491	34.1%
E	Year 2 of Postgraduate	195	13.5%
F	Year 1 of Postgraduate	57	4.0%
G	Bachelor Degree Holders	59	4.1%
H	Senior/Undergraduate	52	3.6%



3, Purpose of students participation in this Workshop:

A	General inquires	995	69.0%
B	Meet with professors, advisors for discipline-focused meetings and interviews	1050	72.8%

C Others 26 1.8%



4, Students' origins (by provinces):

A	Beijing	1017	70.5%
B	Tianjin	89	6.2%
C	Shandong	55	3.8%
D	Liaoning	33	2.3%
E	Shannxi	27	1.9%
F	Hebei	23	1.6%
G	Hubei	19	1.3%
H	Jiangsu	19	1.3%
I	Jilin	19	1.3%
J	Henan	17	1.2%
K	Guangdong	16	1.1%
L	Heilongjiang	15	1.0%
M	Inner Mongolia	11	0.8%
N	Shanxi	11	0.8%
O	Others*	71	4.9%

Others* include:

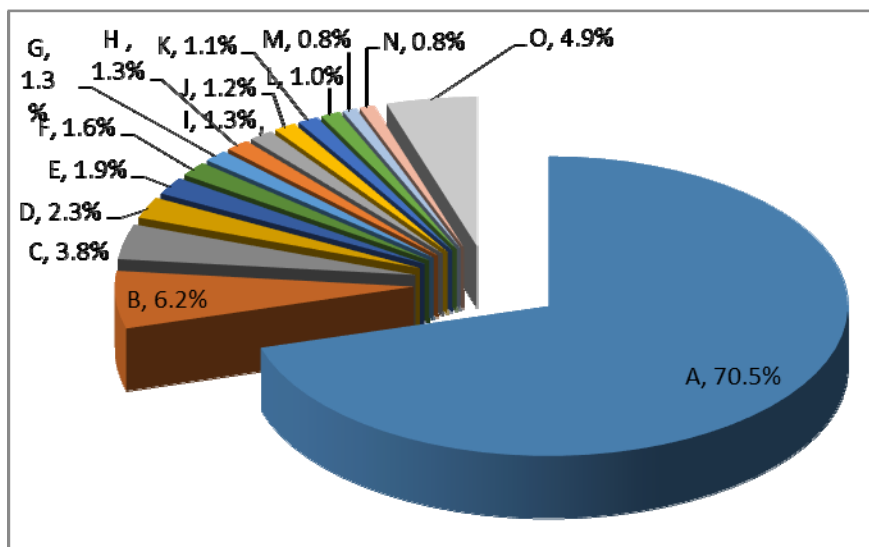
Hunan, Shanghai, Anhui, Fujian, Chongqing, Sichuan, Jiangxi, Zhejiang, Gansu, Ningxia, Xinjiang and Yunnan.

2017博士生国际招生面试交流会

PhD Workshop China 2017

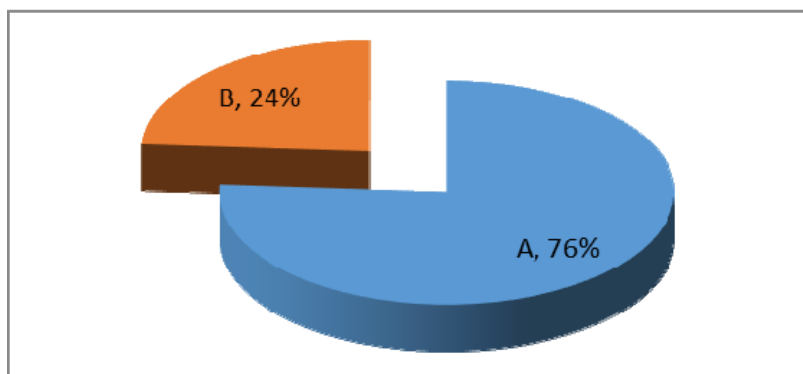
November 18-19, 2017, Swissotel Beijing

November 21, 2017, Okura Garden Hotel Shanghai



5, Time schedule to start PhD study overseas:

A	Year of 2018	1102	76%
B	Year of 2019	340	24%



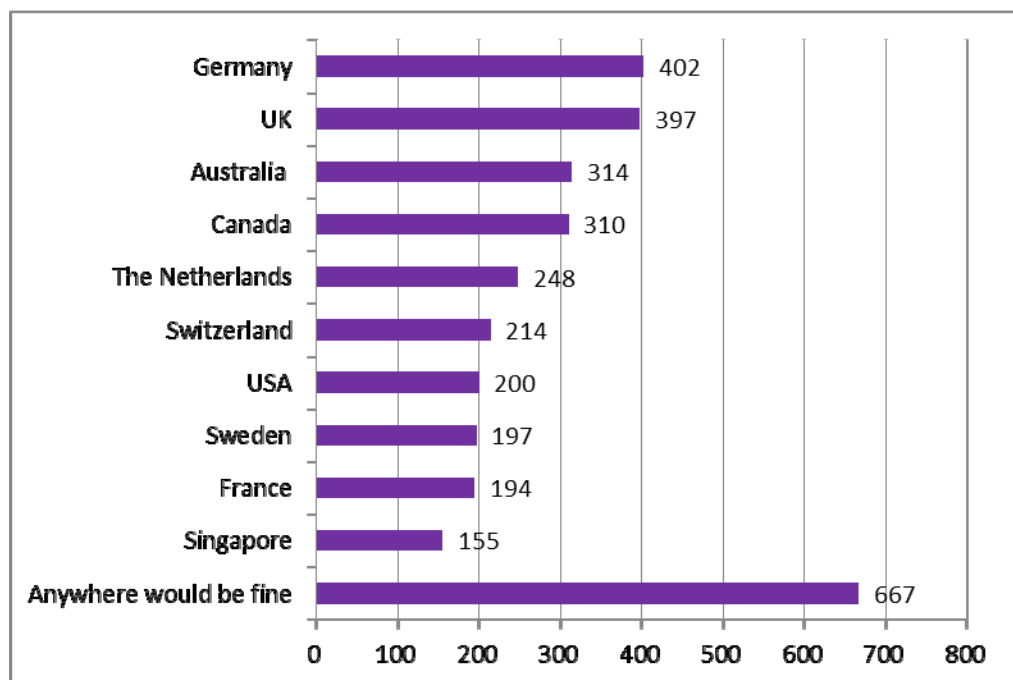
6, Top 10 desired destinations (by countries):

2017博士生国际招生面试交流会

PhD Workshop China 2017

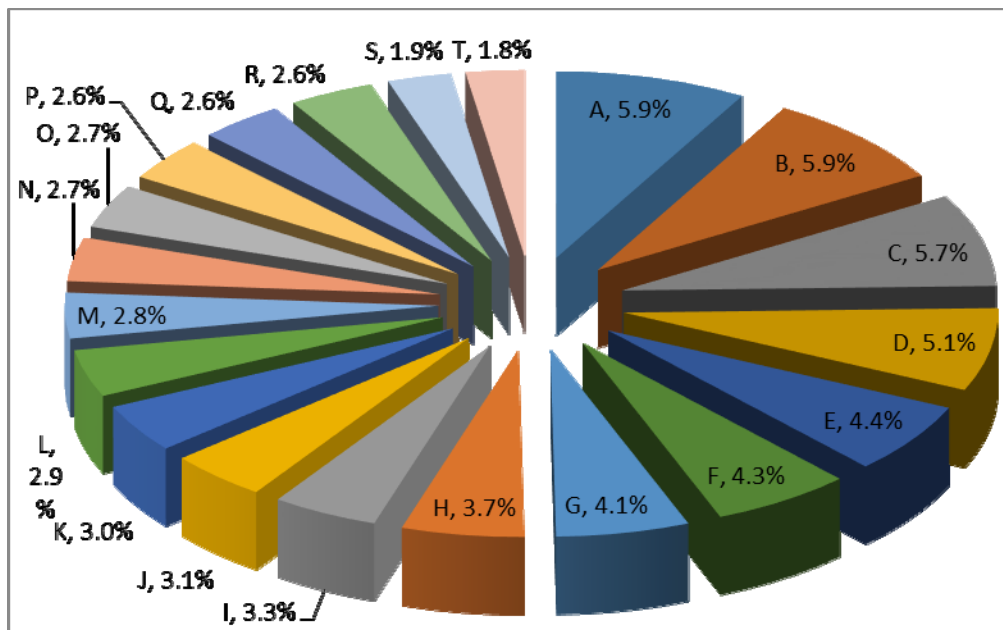
November 18-19, 2017, Swissotel Beijing

November 21, 2017, Okura Garden Hotel Shanghai



7, Top 20 target disciplines for PhD study overseas:

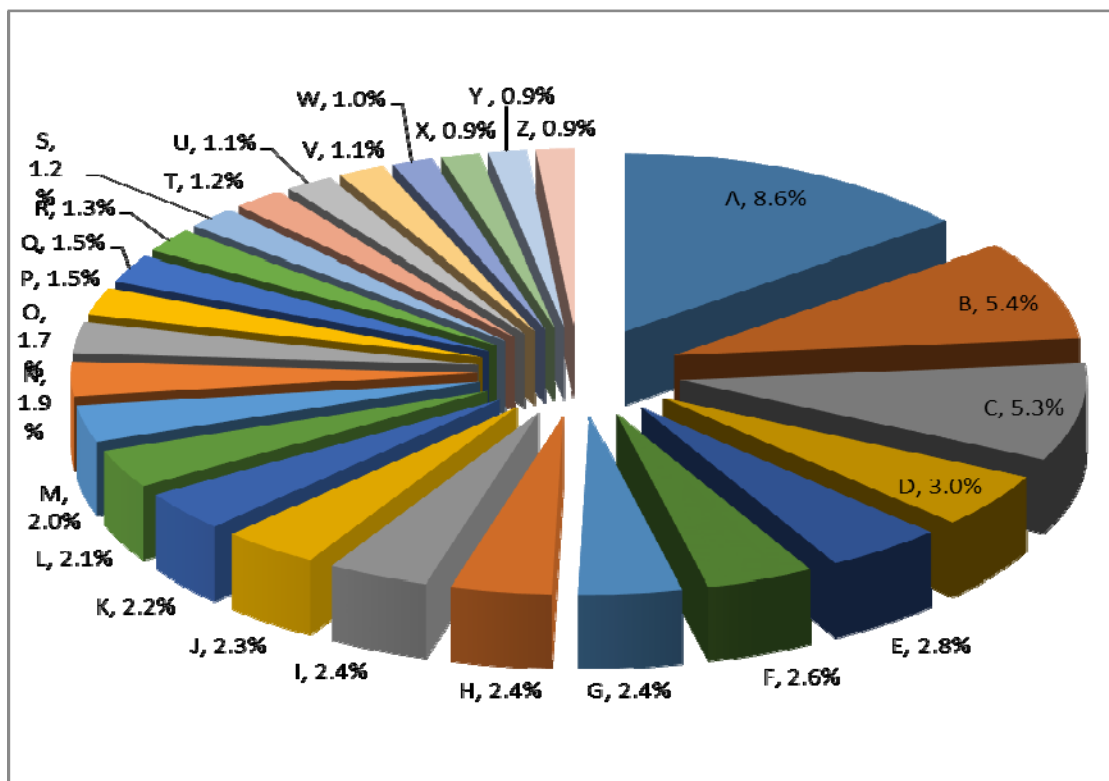
A	Life Sciences	85	5.9%
B	Materials Science	85	5.9%
C	Computer Science and Technology	82	5.7%
D	Accountancy/Banking/Economics/Finance	73	5.1%
E	Chemistry & Chemical Engineering	63	4.4%
F	Biology/Biotechnology	62	4.3%
G	Environmental Science and Technology	59	4.1%
H	Humanities/Liberal Arts	54	3.7%
I	Geosciences/Earth Science	47	3.3%
J	Electronics and Automatic Control	44	3.1%
K	Education	43	3.0%
L	Preclinical Medicine	42	2.9%
M	Clinical Medicine	41	2.8%
N	Law and Legal Studies	39	2.7%
O	Pharmacology / Pharmaceutical	39	2.7%
P	Linguistics & Languages / Interpretation and Translation	38	2.6%
Q	Mechanical Engineering	37	2.6%
R	Physics	37	2.6%
S	Psychology	28	1.9%
T	Mathematics / Statistics	26	1.8%



8, Top 26 universities that students are from:

A	University of Chinese Academy of Sciences	124	8.6%
B	Beijing Normal University	78	5.4%
C	Peking University	77	5.3%
D	Beijing University of Aeronautics and Astronautics	43	3.0%
E	China Agricultural University	40	2.8%
F	Chinese Academy of Medical Sciences-Peking Union Medical College	37	2.6%
G	Tianjin University	35	2.4%
H	Beijing Institute of Technology	34	2.4%
I	Tsinghua Technology	34	2.4%
J	China University of Petroleum	33	2.3%
K	Renmin University of China	31	2.2%
L	University of Science and Technology Beijing	29	2.1%
M	Beijing Jiaotong University	28	2.0%
N	Beijing University of Chemical Technology	27	1.9%
O	Shandong University	25	1.7%
P	China University of Mining and Technology	22	1.5%
Q	Nankai University	21	1.5%
R	Jilin University	19	1.3%
S	Beijing Language and Culture University	17	1.2%
T	China University of Geosciences	17	1.2%
U	Beijing University of Posts and Telecommunications	15	1.1%

V	University of International Business & Economics	15	1.1%
W	Dalian University of Technology	14	1.0%
X	Beijing Foreign Studies University	13	0.9%
Y	Beijing University of Technology	13	0.9%
Z	Communication University of China	13	0.9%



III. PhD Programs Presentations/Seminars in Beijing

In Beijing, this year there were 34 seminars presented by 28 institutions and universities onsite. Some 1,700 students attended the presentations throughout the workshop in two days.

Part B, Statistics for Shanghai event:

I. Delegates' Evaluation in Shanghai

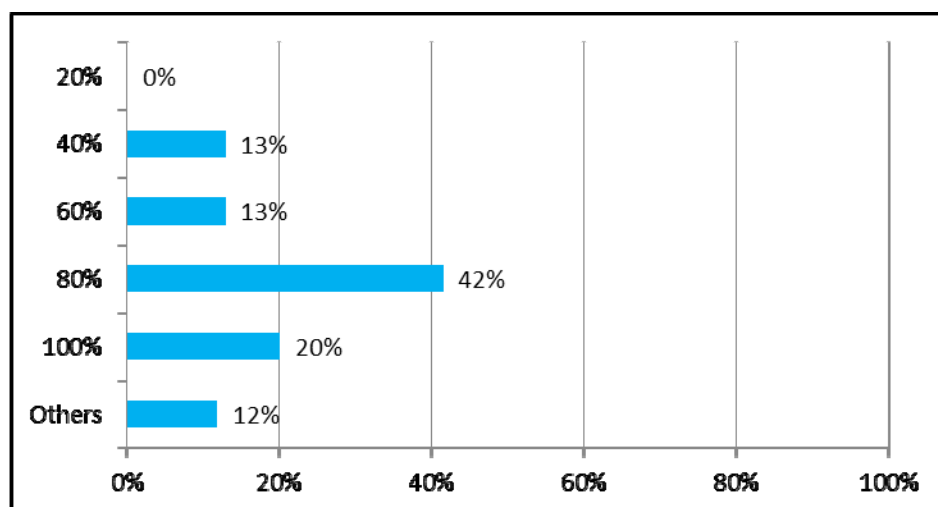
In Shanghai, we made the survey of Delegates Evaluation among the 142 delegates from 73 registered institutions and universities from 11 countries.

Some 85 copies of filled-out Evaluation survey were recorded. The findings are found as follows:

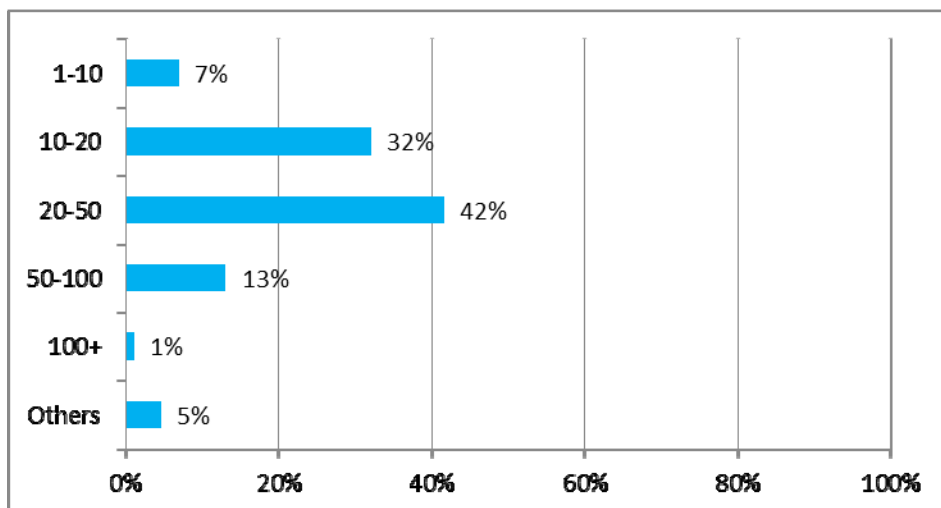
1, Evaluation for the 6 General Questions:



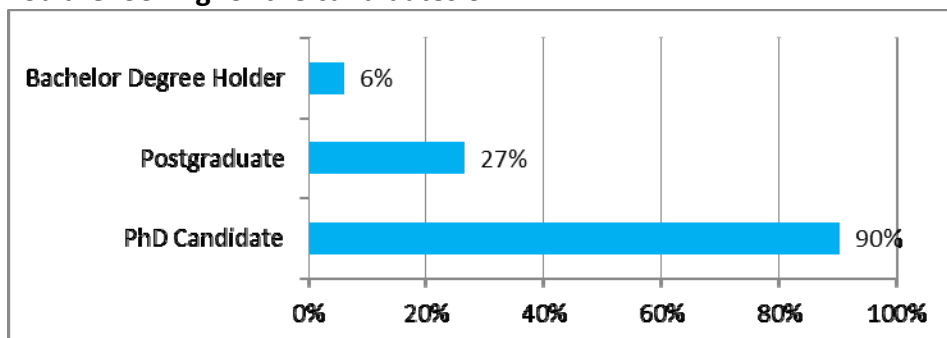
2, How will you rate the show-up percentage of candidates under your scheduled agenda?



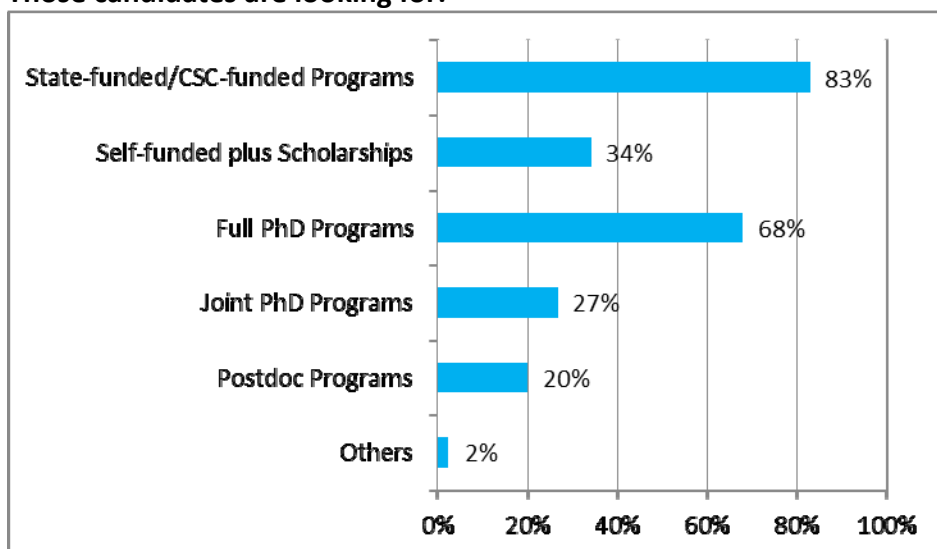
3, How many PhD candidates in total have you interviewed/talked with at the workshop?



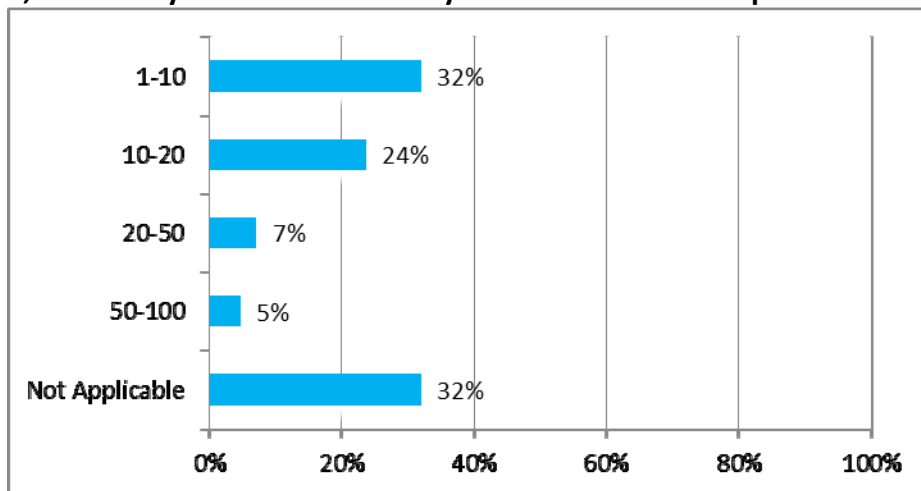
You are looking for the candidates of:



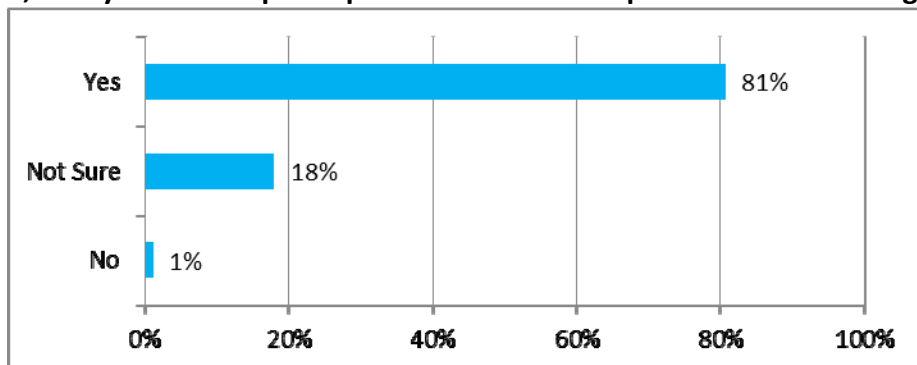
Those candidates are looking for:



4, How many PhD students have you recruited from our previous PhD workshops?



5, Will you wish to participate at PhD Workshop China 2018 in Shanghai on Nov. 20?



II. Showed-up Students' Breakdown Data in Shanghai

In Shanghai, there were totally 1,180 pre-registered students for the workshop, from which 602 students finally attended the workshop in Shanghai. The numbers are as follows:

Status and Statistics	13:00-18:00
Showed-up Students	602

Our major findings are shown as follows. The source data is based upon the showed-up students at the workshop in Shanghai:

1, Students' genders:

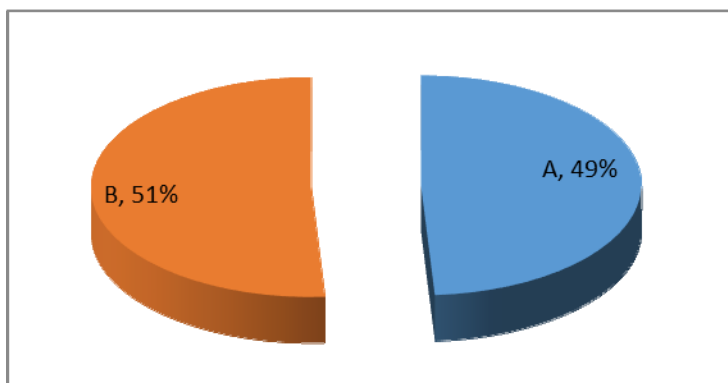
A	Male	293	49%
B	Female	309	51%

2017博士生国际招生面试交流会

PhD Workshop China 2017

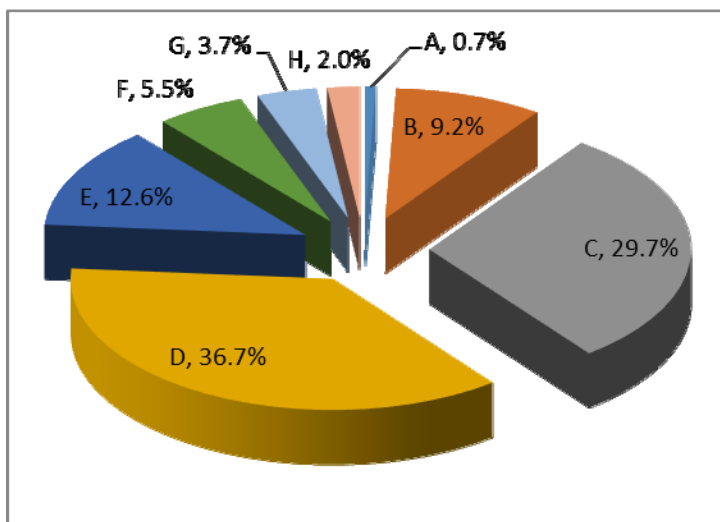
November 18-19, 2017, Swissotel Beijing

November 21, 2017, Okura Garden Hotel Shanghai



2, Students' current qualifications:

A	PhD Degree Holder	4	0.7%
B	PhD Candidate	55	9.2%
C	Master Degree Holder	179	29.7%
D	Year 3 of Postgraduate	221	36.7%
E	Year 2 of Postgraduate	76	12.6%
F	Year 1 of Postgraduate	33	5.5%
G	Bachelor Degree Holders	22	3.7%
H	Senior/Undergraduate	12	2.0%



3, Purpose of students participation in this Workshop:

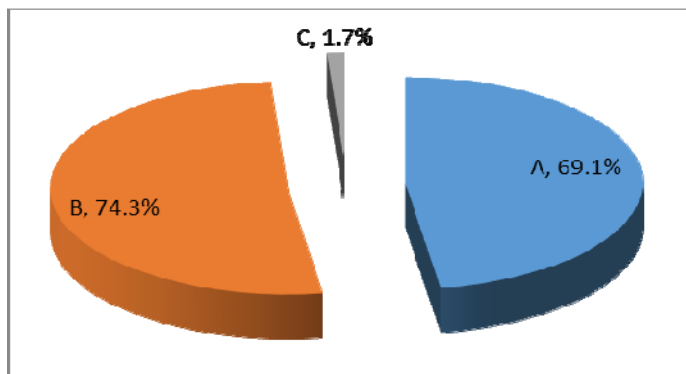
A	General inquires	416	69.1%
B	Meet with professors, advisors for discipline-focused meetings and interviews	447	74.3%
C	Others	10	1.7%

2017博士生国际招生面试交流会

PhD Workshop China 2017

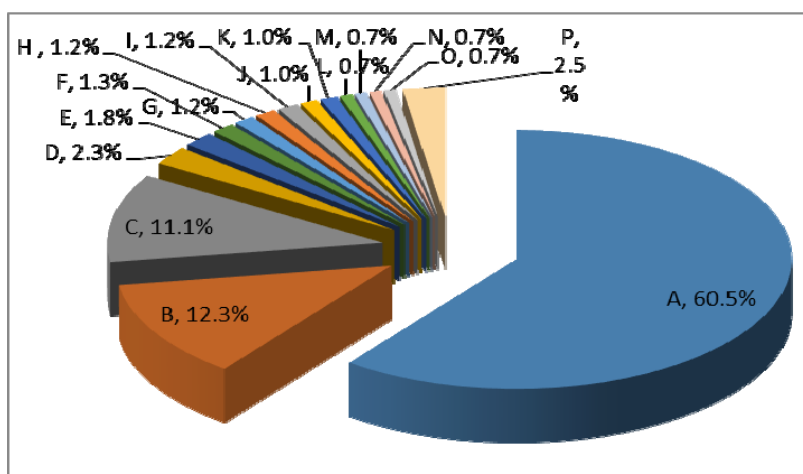
November 18-19, 2017, Swissotel Beijing

November 21, 2017, Okura Garden Hotel Shanghai



4, Students' origins (by provinces):

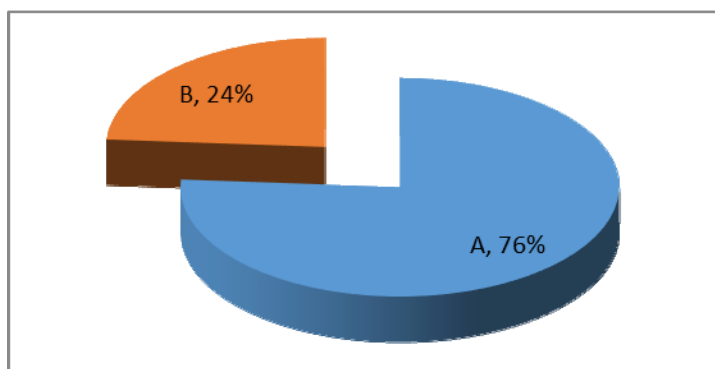
A	Shanghai	364	60.5%
B	Jiangsu	74	12.3%
C	Zhejiang	67	11.1%
D	Anhui	14	2.3%
E	Fujian	11	1.8%
F	Hubei	8	1.3%
G	Beijing	7	1.2%
H	Guangdong	7	1.2%
I	Sichuan	7	1.2%
J	Chongqing	6	1.0%
K	Shaanxi	6	1.0%
L	Henan	4	0.7%
M	Hunan	4	0.7%
N	Liaoning	4	0.7%
O	Shandong	4	0.7%
P	Others*	15	2.5%



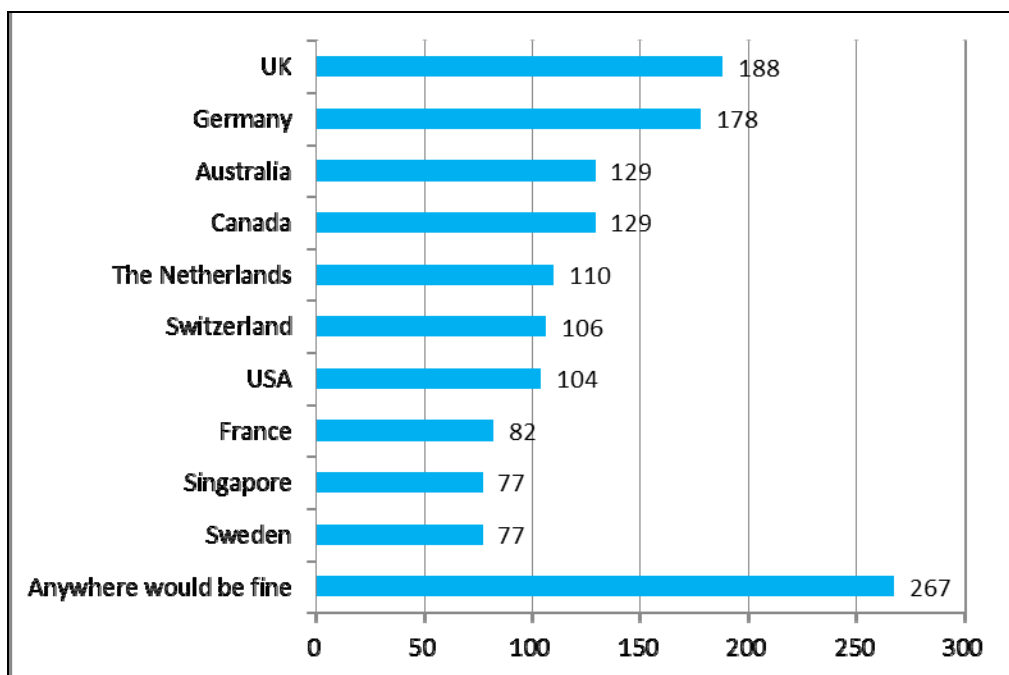
Others* include: Xinjiang, Jiangxi, Qinghai, Shanxi, Guangxi, Hainan, Heilongjiang, Jilin and Ningxia.

5, Time schedule to start PhD study overseas:

A	Year of 2018	460	76%
B	Year of 2019	142	24%



6, Top 10 desired destinations (by countries):



7, Top 20 target disciplines for PhD study overseas:

A	Materials Science	66	11.0%
B	Clinical Medicine	41	6.8%
C	Chemistry & Chemical Engineering	32	5.3%
D	Life Sciences	29	4.8%

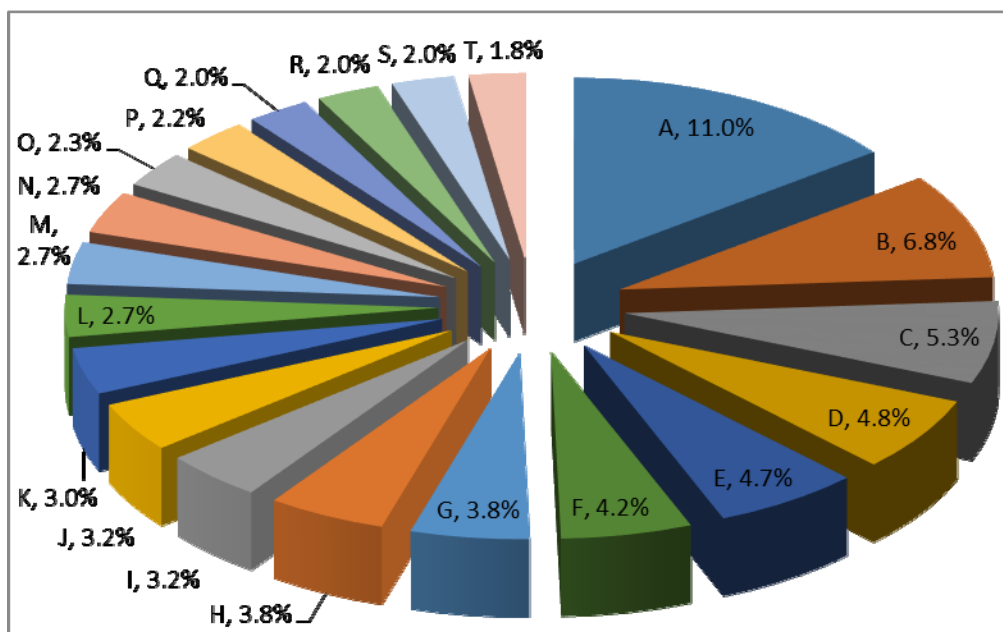
2017博士生国际招生面试交流会

PhD Workshop China 2017

November 18-19, 2017, Swisshotel Beijing

November 21, 2017, Okura Garden Hotel Shanghai

E	Computer Science and Technology	28	4.7%
F	Humanities/Liberal Arts	25	4.2%
G	Accountancy/Banking/Economics/Finance	23	3.8%
H	Business Administration & Commercial Studies	23	3.8%
I	Mechanical Engineering	19	3.2%
J	Physics	19	3.2%
K	International Relations / Political Science	18	3.0%
L	Biology/Biotechnology	16	2.7%
M	Civil Engineering and Building Construction	16	2.7%
N	Education	16	2.7%
O	Mathematics / Statistics	14	2.3%
P	Law and Legal Studies	13	2.2%
Q	Cultural & Social Sciences / Theology	12	2.0%
R	Linguistics & Languages / Interpretation and Translation	12	2.0%
S	Pharmacology / Pharmaceutical	12	2.0%
T	Electronics and Automatic Control	11	1.8%



8, Top 26 universities that students are from:

A	Tongji University	54	9.0%
B	Shanghai Jiaotong University	49	8.1%
C	East China Normal University	40	6.7%
D	Shanghai University	32	5.3%
E	Zhejiang University	30	5.0%

2017博士生国际招生面试交流会

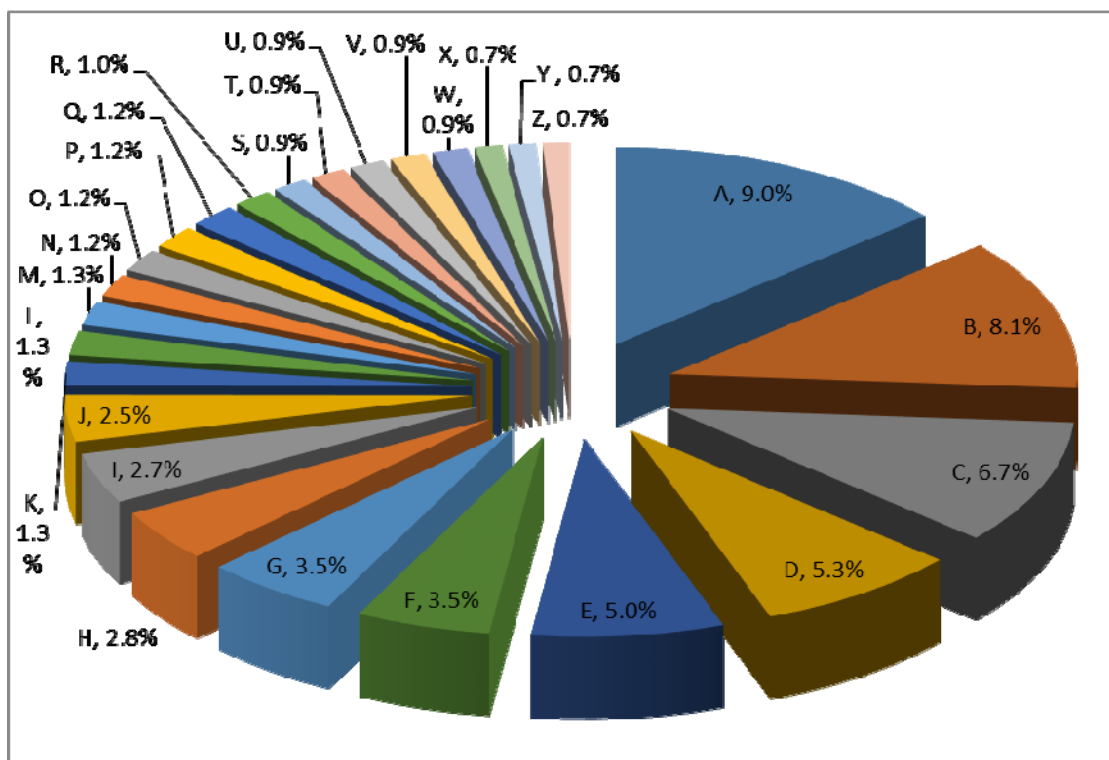
PhD Workshop China 2017

November 18-19, 2017, Swissotel Beijing

November 21, 2017, Okura Garden Hotel Shanghai



F	Fudan University	21	3.5%
G	University of Chinese Academy of Sciences	21	3.5%
H	East China University of Science and Technology	17	2.8%
I	Soochow University	16	2.7%
J	University of Science and Technology of China	15	2.5%
K	Jiangnan University	8	1.3%
L	Shanghai University of Technology	8	1.3%
M	Shanghai University of Finance & Economics	8	1.3%
N	Nanjing University	7	1.2%
O	Ningbo University	7	1.2%
P	Shanghai Normal University	7	1.2%
Q	Second Military Medical University	7	1.2%
R	Shanghai International Studies University	6	1.0%
S	Hohai University	5	0.9%
T	Nanjing University of Science and Technology	5	0.9%
U	ShanghaiTech University	5	0.9%
V	Southeast University	5	0.9%
W	Xiamen University	5	0.9%
X	Shanghai Academy of Social Sciences	4	0.7%
Y	Donghua University	4	0.7%
Z	Huazhong University of Science and Technology	4	0.7%



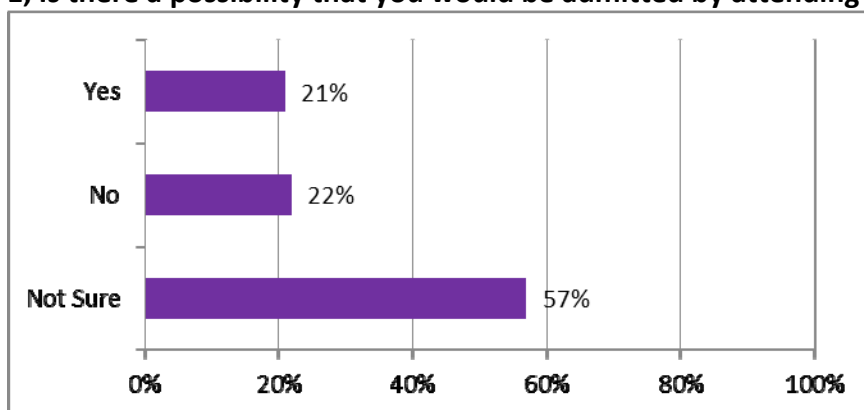
III. PhD Programs Presentations/seminars in Shanghai:

In Shanghai, due to limited time slots and space, there were still 8 presentations held by 8 institutions and universities onsite. Some 400 students attended the presentations at the workshop on Nov. 21.

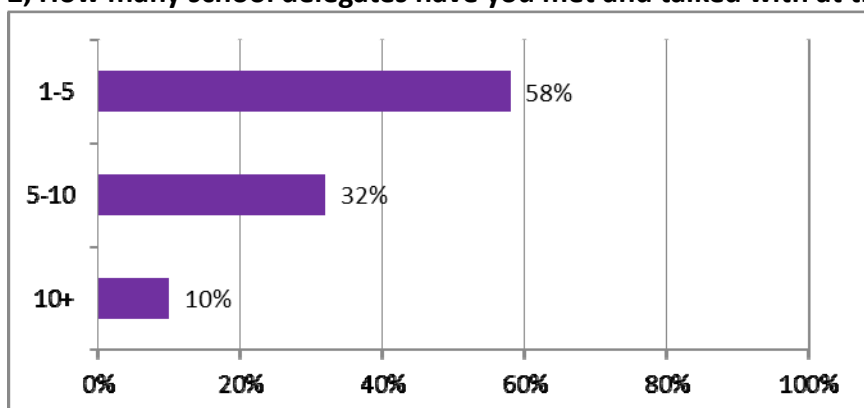
Part C, Showed-up Students' Questionnaires

After the workshop, we emailed the questionnaires to the above showed-up students. As of Dec.12, 521 students responded to us. Their feedbacks are as follows for your further reference:

1, Is there a possibility that you would be admitted by attending the Workshop?



2, How many school delegates have you met and talked with at the workshop?



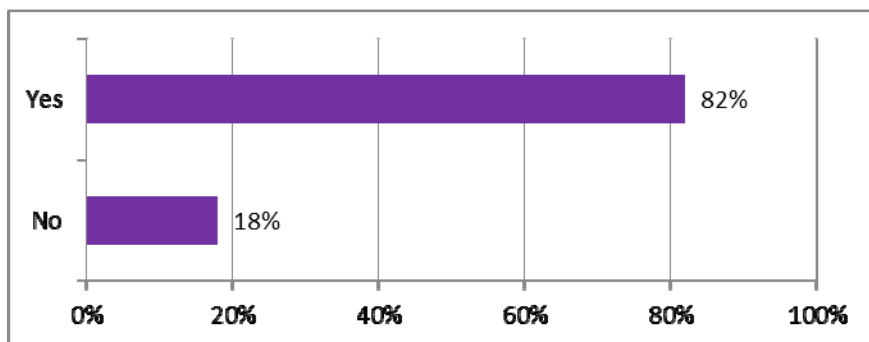
3, Before the workshop, have you prepared yourself for the interview by visiting the university website, getting information on their PhD programs, admission criteria etc.?

2017博士生国际招生面试交流会

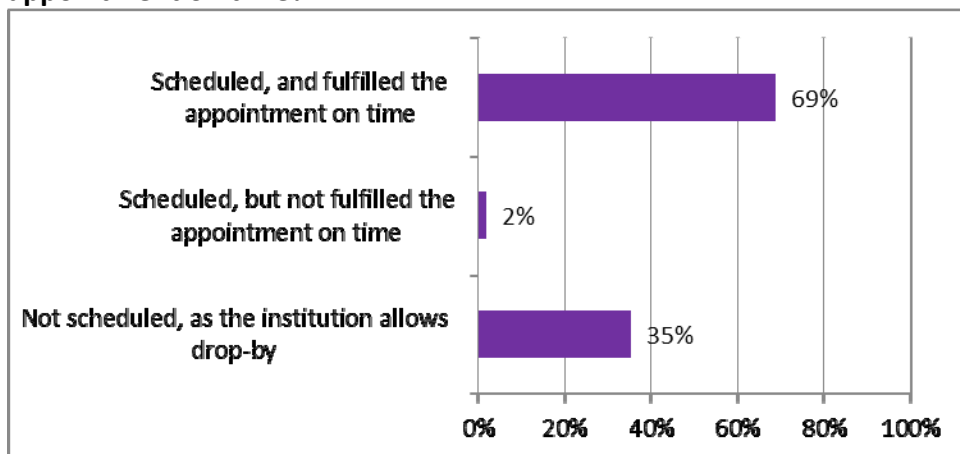
PhD Workshop China 2017

November 18-19, 2017, Swissotel Beijing

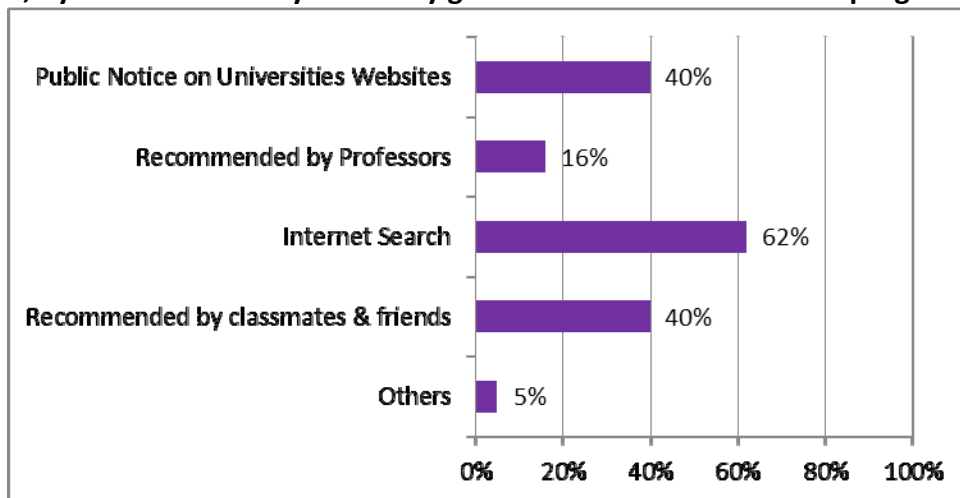
November 21, 2017, Okura Garden Hotel Shanghai



4, Have you iScheduled the on-site meeting or interview beforehand? Have you fulfilled the appointment on time?



5, By what means do you usually get to know the overseas PhD programs? (multi-optional)





Your Offer Makes More Senses Here...

Thank you

for your support on PhD Workshop China 2017

&

Look forward to welcoming you with us again at

PhD Workshop China 2018

Nov. 17-18, 2018 Beijing

Nov. 20, 2018 Shanghai

www.phdchina.org

